


Why AGES GOLF™

- AGES Golf™...The hottest new “Lifetime Activity” to come to your Physical Education Classes...brought to you by Skatetime®, a name you can trust.
- Skatetime® handles all shipping, delivery and retrieval of leased programs.
- Program equipment designed by a PGA Professional.
- Curriculum is based on NASPE Standards.
- Specifically designed for P.E. you can **teach golf** even if you don't play.
- Color-coded equipment that accommodates K-8 students right **in your gymnasium**.
- AGES Golf™ will be represented at 15 state, regional or National AHPERD conventions in the 2004-05 academic year
- The AGES Golf™ equipment is fully licensed and insured

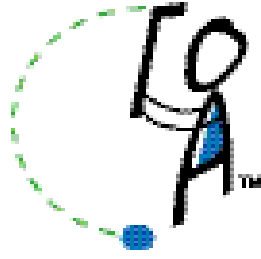


AGES GOLF™ SYNOPSIS

- More than 80-school programs.
- Schools in 11-states have utilized AGES Golf™.
- School Programs sold in United States, and the United Kingdom.
- More than 40-thousand children 4-18 years old have Experienced AGES Golf™ at School.
- AGES Golf™ has grown from 2-schools in 2002 academic year... to 30-schools in the 2002-03 years... to more than 50-schools in the 2003-04 Academic year.
- Program featured on the cover of "Sportime" School Sport catalogue in January of 2004.

"First Tee" Programs in:

- Houston, TX
- San Francisco
- Modesto, CA
- Metro New York
- Madison, WI
- Park system program introduced in New York City.
- Retail AGES Golf™ introduced in Scheels Sports, retail store (Appleton, WI).
- Retail AGES Golf™ to be featured in Grand Re-Opening of FAO Schwarz (New York, Las Vegas) in August, 2004.



PROGRAM DETAILS

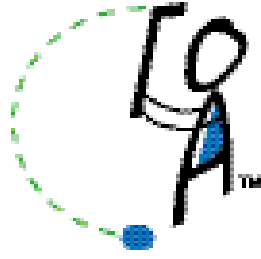
Overview:

AGES Golf™ is a school based program that delivers an easy to teach, fun to learn golf program for Elementary and Middle Schools. The program is built around uniquely designed golf clubs that make it easy for even the youngest students to grasp the basics of golf. AGES Golf™ provides the equipment, lesson plans, and training materials to make it easy for all Physical Education Instructors to teach every grade level the great game of golf! The program slots easily into any curriculum and is based on a two-three week unit.

Equipment:

The equipment developed for this program is at the heart of what AGES Golf™ has strived to do. We have designed golf equipment that is tailored to the K-8 age group. Using Mike Heller's background as a PGA member, and working with a very talented design team, AGES Golf™ has been able to combine all of the best attributes in equipment design. In designing the two clubs used for the program, AGES Golf™ used Mike's PGA background as an important resource in adhering to the stringent standards in golf club design. AGES Golf™ provides golf clubs in three sizes to handle the needs of a K-8 environment.

- The "AGES Wedge," is really more of a 8-9 iron. The club is perfectly balanced, and sets up like a traditional golf club. More importantly, it features design characteristics that allow students of all ages to put their hands in the right place on the grip, and to easily identify where to "aim" their club before they hit the ball. The oversized ABS plastic head is beautifully designed to make hitting the ball in the air... and on target easy for all levels, and just as importantly... easy for the instructor to teach with.
- The "AGES Putter" also follows the stringent design standards and is setup to work either as a right handed or left handed putter. Modeled after some of the golf industries best putters, the AGES Putter is oversized and perfectly proportioned to the larger than normal ball used in AGES program. AGES produced a putter that is not only expertly balanced, but also easy for the students and teachers to work with.



- The “AGES Targeting System,” is a unique way to approach teaching golf to the youngest generation. All of our targets use a Velcro-like material as a catching system. All shots... putts, chips, pitches, and full swings ... are intended to find a target to stick to. This creates a winning finish for your students on most if not all shots. Success breeds excitement, and golf achievement is one of our goals at AGES Golf.
- The four color “AGES Putting Target” features a unique winning design that allows all who putt to find success. The putting target design combines the teachings of direction & speed. AGES also provides two distinct chipping and pitching targets. The “AGES Pitching Target” is the center piece of our chipping and pitching area. A flat target 44” in diameter has a rollup target area that allows balls to roll towards the center... where any shot will catch on the Velcro. The chipping and pitching areas also feature four “AGES Chipping-Targets” that will catch all well hit shots...and some not so well hit shots as well. The 28” diameter targets help to ensure success for students of all abilities. Combining the “AGES chipping Target” and the “AGES Pitching Targets” makes for a colorful, and entertaining centerpiece of the program.

PROGRAM

The AGES Golf™ program is facilitated by the Physical Education staff at each school. Traditionally a five day program, AGES Golf™ provides all of the equipment and support materials needed for a successful golf unit. The training and support materials provided in advance for the P.E. staff includes:

- Written training guide
- Daily lesson plans aligned with NASPE Standards, includes assessments
- Setup guide for the gym
- Support video featuring training and setup

Most Elementary and Middle School Physical Education programs would never attempt a golf unit. AGES Golf™ now makes that possible.



PERMISSION SLIP

Dear Parent or Guardian:

Beginning on _____, our Physical Education classes will be participating in an exciting new Golf Program. The Golf equipment will be delivered directly to the school and used in the gym during regular gym class. The Ages Golf™ equipment is designed to meet the Golf industry’s stringent standards and is tailored to allow K-8 students to learn easily, have fun...and enjoy success. This custom designed equipment features durable, oversized club heads specially tailored for beginners. This system is highlighted by a unique targeting system that features velcro targets for instant success at any age.

This Golf unit is being implemented because of its emphasis as a “Lifetime Activity”. The game of Golf provides a variety of benefits, which include honesty, integrity, self motivation, respect and self esteem just to mention a few.

The fee for this unit will be \$ _____ per student. The fee includes delivery and pickup of the equipment for _____ days of Golfing during normal P.E. Class.

Please have your child return the bottom portion of this permission slip with the fee no later than _____.



In consideration of the permission granted I hereby grant permission for the person named herein to participate in the program described and associated activities provided by Skatetime School Programs®, Ages Golf™ and _____ (School Name). I further release Skatetime School Programs®, Ages Golf™, _____ (School Name) and the school District # _____ its agents, employees, and volunteers from all actions, damages, claims, or demands and all liability, which might be incurred during the conduct of this activity.

I further authorize the School officials to take the proper steps to provide medical attention should participant be injured while participating or being transferred to or from any School sponsored activity and I hold said officials _____ (School Name) and the school District # _____ harmless thereof.

I acknowledge the risk and responsibilities involved in this activity. I have read this release and understand all its term and execute it voluntarily and with full knowledge of its significance.

Activity: Skatetime School Program® (in-house Golf program), _____

Name of Student Participant: _____

Please make checks payable to _____ (School Name)

Signature of Participant _____

Signature of Parent/Guardian _____

If participant is under 18 as of date of activity.

If you would like to sponsor a child needing assistance with the rental fee, please fill in the spaces below and enclose that amount with you childs fee.

No. of additional _____ x \$ _____ = \$ _____